
























## 49th Asia Pacific Bridge Federation Championships Open Team RR2 after R11

Team NO	Team	Total VPs	Rank	1	2	3	4	5	6	7	8	9	10	11	12	c/o	Pen	IMPQ
1	 New Zealand	201.92	9		0.84	6.03	2.28	9.39	13.04	14.60	6.48	10.91	9.09	10.91	12.29	106.06		0.8149
2	 Chinese Taipei	252.14	4	19.16		2.28	12.03	18.44	11.20	10.61	2.15	11.48	17.03	2.41	5.20	140.15		1.0307
3	 China	260.88	3	13.97	17.72		6.48	10.00	7.45	12.03	0.75	8.80	3.91	17.45	18.66	143.66		1.0907
4	 Malaysia	151.18	12	17.72	7.97	13.52		4.44	9.09	1.56	13.52	6.48	16.73	1.91	2.69	55.55		0.8349
5	 China Hong Kong	183.54	10	10.61	1.56	10.00	15.56		8.52	8.24	7.20	14.80	5.20	5.00	3.74	93.11		0.8151
6	 Australia	215.92	7	6.96	8.80	12.55	10.91	11.48		14.39	6.03	17.31	15.74	5.00	3.91	102.84		1.0485
7	 Thailand	219.78	6	5.40	9.39	7.97	18.44	11.76	5.61		8.24	15.19	10.61	12.55	13.75	100.87		1.1187
8	 Indonesia	272.20	2	13.52	17.85	19.25	6.48	12.80	13.97	11.76		17.59	12.55	10.61	18.77	117.05		1.6805
9	 China Macau	169.00	11	9.09	8.52	11.20	13.52	5.20	2.69	4.81	2.41		10.00	5.20	4.62	91.74		0.7029
10	 Singapore	224.93	5	10.91	2.97	16.09	3.27	14.80	4.26	9.39	7.45	10.00		3.42	13.04	129.33		0.8346
11	 Japan	273.32	1	9.09	17.59	2.55	18.09	15.00	15.00	7.45	9.39	14.80	16.58		13.04	134.74		1.3481
12	 Philippines	207.19	8	7.71	14.80	1.34	17.31	16.26	16.09	6.25	1.23	15.38	6.96	6.96		96.90		0.9817
















2013-06-14 16:44:20

## 49th Asia Pacific Bridge Federation Championships Ladies Team RR2 after R11

Team NO	Team	Total VPs	Rank	1	2	3	4	5	6	7	8	9	10	11	Bye	c/o	Pen	IMPQ
1	 China	246.89	4		13.75	14.39	3.58	17.72	12.03	4.44	19.07	15.92	9.69	17.31	0	118.99		1.4471
2	 Singapore	158.45	7	6.25		3.74	2.28	7.45	0.39	2.41	14.18	10.91	4.08	17.45	0	89.31		0.6775
3	 Australia	249.10	3	5.61	16.26		14.60	17.31	5.82	15.38	7.71	19.61	14.18	20.00	0	112.62		1.7396
4	 New Zealand	220.13	6	16.42	17.72	5.40		10.91	6.25	5.20	7.45	15.38	13.52	17.31	0	104.57		1.2558
5	 Philippines	157.10	8	2.28	12.55	2.69	9.09		14.18	1.34	14.39	17.31	3.91	6.48	0	72.88		0.8111
6	 Indonesia	270.34	2	7.97	19.61	14.18	13.75	5.82		18.09	16.82	9.39	9.09	20.00	0	135.62		1.7628
7	 Japan	276.34	1	15.56	17.59	4.62	14.80	18.66	1.91		9.39	20.00	12.80	20.00	0	141.01		1.6931
8	 Korea	144.33	10	0.93	5.82	12.29	12.55	5.61	3.18	10.61		13.52	9.09	7.71	0	63.02		0.7962
9	 China Hong Kong	145.70	9	4.08	9.09	0.39	4.62	2.69	10.61	0	6.48		0.57	17.97	0	89.20		0.5412
10	 Chinese Taipei	236.71	5	10.31	15.92	5.82	6.48	16.09	10.91	7.20	10.91	19.43		16.58	0	117.06		1.3196
11	 Thailand	93.31	11	2.69	2.55	0	2.69	13.52	0	0	12.29	2.03	3.42		0	54.12		0.3697

2013-06-14 16:46:46

## 49th Asia Pacific Bridge Federation Championships Senior Team RR2 after R15

Team NO	Team	Total VPs	Rank	1	2	3	4	5	6	7	8	9	10	11	12	13	14	15	Bye	c/o	Pen	IMPQ
1	 Chinese Taipei	262.47	3		10.00	14.60	12.80	6.48	15.00	10.61	15.56	15.56	19.07	16.26	5.40	12.29	10.31	15.19	0	83.34		1.4560
2	 Indonesia	288.88	2	10.00		20.00	16.58	12.03	18.97	10.61	14.18	16.73	8.52	4.26	11.20	7.20	16.73	16.42	0	105.45		1.5181
3	 NZ Evennett	105.48	15	5.40	0		13.52	2.28	10.31	12.29	0	6.72	5.40	6.72	7.71	2.69	1.34	3.58	0	27.52		0.5015
4	 Thailand-Magic Eyes	225.31	8	7.20	3.42	6.48		14.39	15.74	8.80	7.20	0.39	7.45	14.60	5.20	15.56	3.42	6.48	0	108.98		0.7978
5	 Thailand 1	241.57	5	13.52	7.97	17.72	5.61		9.69	19.34	8.24	2.55	15.38	14.80	3.91	14.18	12.29	15.56	0	80.81		1.2284
6	 China HK-Winbridge	117.31	14	5.00	1.03	9.69	4.26	10.31		5.40	6.25	6.25	4.44	7.97	12.29	5.82	5.82	3.91	0	28.87		0.6391
7	 China HK-Tse	245.87	4	9.39	9.39	7.71	11.20	0.66	14.60		12.03	14.80	10.91	15.38	10.61	6.03	14.60	15.38	0	93.18		1.0783
8	 China HK-Vincent Li	205.91	11	4.44	5.82	20.00	12.80	11.76	13.75	7.97		1.23	8.80	11.48	14.39	3.12	4.08	14.18	0	73.69	-1.6	1.0000
9	 China Evertrust	232.93	6	4.44	3.27	13.28	19.61	17.45	13.75	5.20	18.77		13.04	1.79	10.31	3.42	10.00	6.96	0	92.44	-0.8	1.0542
10	 Singapore	208.22	10	0.93	11.48	14.60	12.55	4.62	15.56	9.09	11.20	6.96		9.69	18.55	3.12	18.55	13.97	0	57.35		1.0856
11	 Australia-Lusk	201.30	12	3.74	15.74	13.28	5.40	5.20	12.03	4.62	8.52	18.21	10.31		7.20	0.75	1.79	5.61	0	88.90		0.7624
12	 Japan-Yamada	224.64	9	14.60	8.80	12.29	14.80	16.09	7.71	9.39	5.61	9.69	1.45	12.80		4.81	13.52	16.09	0	76.99		1.0568
13	 Australia-Australia	299.67	1	7.71	12.80	17.31	4.44	5.82	14.18	13.97	16.88	16.58	16.88	19.25	15.19		8.24	15.56	0	114.86		1.4906
14	 Japan-IMAX	231.11	7	9.69	3.27	18.66	16.58	7.71	14.18	5.40	15.92	10.00	1.45	18.21	6.48	11.76		8.80	0	83.00		1.0967
15	 Japan-Sindbad	199.64	13	4.81	3.58	16.42	13.52	4.44	16.09	4.62	5.82	12.12	6.03	14.39	3.91	4.44	11.20		0	78.25		0.8481

2013-06-14 19:01:47